

**AzTEDP is a FREE State of Arizona program that provides ONE phone or cell phone accessory and/or ONE alerting device for ARIZONA RESIDENTS who qualify as:**

**Hard of Hearing**  
(with or without low vision)

**\*Deaf**  
(American Sign Language users,  
typically)

**\*Speech-Impaired**  
**\*DeafBlind**

AzTEDP  
100 N. 15<sup>th</sup> Avenue, Ste. 104  
Phoenix, AZ 85007

Phone: 602-542-3365  
Toll free: 1-866-223-3412  
Fax: 602-542-3488  
[aztedp@acdh.az.gov](mailto:aztedp@acdh.az.gov)

This packet contains:

- 1) Equipment catalog for the **HARD OF HEARING**
- 2) Application requirements
- 3) Required FORMS (four pages)

**\*Please contact our office to obtain the expanded catalog for Deaf, Speech-Impaired, and DeafBlind.**

**Demonstrations on a case-by-case basis.**

Feb 2022



# Telephone Devices For The Hard Of Hearing

## Some devices may be suitable for those with LOW VISION

AzTEDP staff can assist you in choosing equipment, upon request.

### Clarity Alto Plus:

- Up to 53dB amplification
- Boost override: when **ON**, enables amplification for all users
- Loud 100dB adjustable ringer with visual indicator
- Speakerphone
- 4" backlit screen w/ large font
- Talking Caller ID
- Talking keypad with Clarity Voice Assist
- 3 one-touch memory buttons
- 2.5mm headset jack
- 3.5mm neckloop jack
- Dimensions: 10.4" x 8" x 4.4"



### Geemarc Ampli550:

- Up to 52dB amplification
- Volume control
- Tone control
- Hands-free amplified speakerphone up to 15dB+
- Extra loud ringer up to 95dB
- Visual strobe ringer indicator
- Backlit LCD display
- Large backlit talking keypad
- 6 one-touch direct dials, 2 emergency buttons, 1 customer service
- Talking Caller ID
- Redial, Flash, Mute buttons
- 2.5mm and 3.5mm jack for headset, neckloop, silhouette, patchcord
- Line and AC power (included)
- Wall mountable



### **Clarity XLC 3.4+ (includes Caller ID screen):**

- 50+dB amplification of incoming sounds
- Four possible Tone settings
- Extra loud and clear speakerphone
- High contrast Caller ID screen with large font
- Talking Caller ID
- Illuminated talking dial pad with large buttons
- Extra loud 95 dB ringer with adjustable tones
- Expandable up to three extra handsets (sold separately)
- Super bright visual ringer with voicemail indicator
- 50 name/number phone book
- Dual power battery backup (batteries included)



### **Clarity XLC2+ (no Caller ID screen):**

- 50dB amplification using Digital Clarity Power™ (DCP™)
- Three Tone settings to fit your hearing loss
- Speakerphone on handset for clear, hands-free conversations
- Extra loud 95dB flashing ringer
- Talking Caller ID announces phone number and name of caller
- Illuminated, talking keypad
- 50 name/number phone book
- Battery back-up allows you to make calls when the power is out



## **Voice dialer available for the low vision/blind** **Serene Innovations HD Amplified Telephone (HD-40P):**



- Boosts amplification up to 26+dB
- High-Definition Sound and Digital Sound Processing technology.
- Use with state-of-the-art speakerphone or hearing aid-compatible handset.
- Nine convenient photo memory buttons for quick, one-touch dialing.
- Super-loud ringer and dual flashers for incoming call notification.
- Powered by the telephone line, no AC adapter required.

**ClearSounds A1600BT:** Amplified Talking Cordless Phone with Answering Machine and Bluetooth Bundle: The A1600 Amplified Cordless Phone with Bluetooth allows individuals who depend on their mobile phones to benefit from the full range of amplification and frequency control. If you pair and connect your cell phone to the A1600BT Amplified Cordless Phone, you can use the phones together, in these ways:



- No searching for the cell phone to place or receive a cell call on the ClearSounds phone. The cellphone must be within Bluetooth range of the ClearSounds base.
- Switch cell phone calls between your cell phone and Clearsounds phone.
- Talk on the ClearSounds phone while your cell phone charges.
- Dial cell using ClearSounds phone inbound calls list, redial list or phonebook.
- Enjoy the ClearSounds phone enhanced volume (including ringtone volume), enhanced visual ring notification and enlarged keys.
- Talk hands-free using ClearSounds speakerphone.
- Headset or neckloop port included.
- Talk on ClearSounds phone with no concern about cell phone signal dropout.
- Use ClearSounds mute and hold features.
- While using the ClearSounds phone to talk on a cell phone line, receive or place a landline call at the same time.
- Land line service not required when used with Bluetooth® pairing.

**Panasonic KX-TGM450s:** Amplified cordless phone with digital answering machine

- Loud and clear with Volume Boost control for amplified caller voice volume up to 50 dB, plus six-level voice Tone Settings and a loud base unit Ringer.
- Understand more clearly with Slow Talk to slow the speed of speech in real-time and when checking voice messages.
- Big white backlit LCD, enlarged Memory Dial Buttons plus bright red LED visual ringers on base unit and handset enhance visibility and calling convenience.
- Hear calls from noisy places with Noise Reduction to suppress background noise interference for clearer, more comfortable conversation
- Includes Power Backup, Talking Caller ID, Talking Keypad, Phonebook, 9 Speed-Dials, 250-number Call Block, and is expandable to 6 handsets (sold separately).



**Panasonic KX-TGM430b:** Link2Cell Bluetooth® Amplified Cordless Phone With Digital Answering Machine KX-TGM 430b



- Loud and clear with Volume Boost control for amplified caller voice volume up to 40 dB, includes six voice Tone Settings and a loud base unit Ringer.
- Understand more clearly with Slow Talk to slow the speed of speech in real-time and when checking voice messages
- Big white backlit LCD, enlarged Memory Dial Buttons plus bright red LED visual ringers on base unit and handset enhance visibility and calling convenience
- Sync up to two cell or smartphones to make and take amplified cell calls and receive text alerts through Panasonic Link2Cell handsets, anywhere in the house
- Includes Power Backup, Talking Caller ID, Talking Keypad and Phonebook, 9 Speed Dials, 250-number Call Block, Accessories, and Expandable to 6 handsets (sold separately).

Maybe a cell phone accessory is the answer?



BlueTooth accessories are designed to make your life easier.  
Bluetooth is a short-range wireless connection.



To discuss your hearing aid/connection/situation, you may contact AzTEDP.

**BeHear Now Personalizeable headset:** Assistive Hearing Bluetooth® cell phone Headset/Personal Amplifier



- The BeHear NOW assistive hearing headset combines the functionality of two existing devices into one;
- Bluetooth stereo headset for wireless mobile phone calls and media playback
- Assistive hearing device for enhanced intelligibility of speech for personalized sound amplification in face to face interactions
- Does **NOT** require manual telecoils
- Out of range notification

**BeHear “ACCESS”:** This device has all of the features of the BeHear “NOW”, and also has the additional functionality of a telecoil or “T-Coil”.

The T-coils in BeHear ACCESS can be activated wherever an INDUCTION LOOP system is installed. The wearer simply chooses either the **T-Coil Exclusive** or **T-Coil Transparent** mode. Typically, an induction loop can be found in places of worship, concert halls, theaters, universities, Government offices, banks, ticket kiosks, post offices, airports, museums and more. Induction Loop Systems transmit wireless audio input via a magnetic field to telecoil (T-coil) receivers. These receivers are found in many hearing aids, and now, in BeHear ACCESS headsets.



## **Clarity AH-200 Amplified Bluetooth® Headphones**


- Pairs with mobile phones wirelessly for calls or other listening
- Pillow soft ear cushions with adjustable headband
- Uses micro-USB charging cable
- Hear the TV clearly without disturbing others
- Two hearing profiles to enhance your listening experience
- Over-ear sleek, headphones that are stylish and functional
- One (1) year limited warranty



## **ClearSounds Quattro Pro (loop or earbuds)**

Portable Bluetooth Listening System and Amplifier For use with iOS & Android mobile devices. Includes detachable, wireless microphone.

- Wearable, amplified Bluetooth streamer for crystal clear cell phone calls
- Smartphone compatible for easy listening to music and videos, make and take calls, and activate your phone's voice command
- Includes a detachable microphone, making it easier to hear in meetings, restaurants and sounds from a distance



• **Use with t-coil enabled hearing aids (sound is sent directly from the Quattro Pro to any hearing aid with a t-coil feature) or use with the included headphones**

- Works with all hearing aids or an amplifier if you do not have hearing aids
- Range up to 33 feet
- Connects up to 8 Bluetooth devices
- Wireless, detachable Microphone for distance or noisy environments
- Microphone recharges while attached to main unit
- Includes headphones and 1 Lithium Polymer battery (required)
- One year warranty

**CapTel: What About an AzTEDP land line CapTel?**  
**Things to Consider Before Choosing a Captioned Phone**

- MOST PEOPLE sense that “getting the phone with the words on the screen” is an umbrella solution to solve frustration on the phone. Sometimes yes, sometimes no.
- In reality, the captioned telephone is suited for a **small segment** of the population with severe to profound hearing loss.
- There is a learning curve: Three skills: Reading, talking, and attempting to listen. There is a variable time delay in waiting for captions to appear.
- MOST PEOPLE, after understanding the differences, choose an amplified phone from AzTEDP, at least for starters.
- MOST people wish to **HEAR BETTER**. Therefore, the tendency is to resort to old habits of “huh, what, could you repeat that?” Many struggle with the idea of just **WAITING FOR THE CAPTIONS**. New habits are hard to form.
- The most successful users are typically those with a such poor speech understanding that they are forced to embrace waiting to READ.
- The CapTel phones are FREE via AzTEDP, and the captions are provided by the **Arizona Relay Service**, paid for by the minute by the ACDHH.

**Note:** It is important to be aware that some **landline** CapTel users do experience data (captioning) connection problems. This is happening as a result of industry-wide telephone service companies retiring copper lines and, overall, the evolving telephone environment. Please contact AzTEDP for guidance: [aztedp@acdhh.az.gov](mailto:aztedp@acdhh.az.gov) or 1-866-223-3412





**Alerting Model Choices For The Hard Of Hearing/Deaf**  
**(Most people find that the ringer in the phone they choose is sufficient,**  
**but if it is not, here are a few choices.)**

**Serene Innovations CentralAlert CA-360 Alarm Clock with Remote Receiver:**  
**(For landline users)**

The CentralAlert™ CA360 from Serene Innovations is an all-in-one notification system for your home.

It has a bright, built-in flasher, and adjustable audible sound.

Please note that only home phone, doorbell and alarm clock functions are included with CA-360 system.

AzTEDP also includes the CA-PX (pager). Additional accessories sold separately.

Receive alerts 24/7, wherever you go in your home, ideal for the deaf and blind.

- Braille buttons for use of use by individuals with low vision.
- Includes wearable receiver, doorbell, home/cell phone ringer/flasher, and bed shaker.
- Enhance your communication, safety, and awareness.
- Lightweight, portable, pager-style notification system with 150-ft. range.
- Strong vibration, loud audio tone, and bright flasher.
- Additional accessories available.
- Rechargeable batteries for CA-PX only and AC adapters included.



**Serene Innovations Central Alert CA-380 Wearable Notification System**

**(for cell/smartphone users)**

The CentralAlert Wearable Notification System is a personal signaling system for deaf and hard of hearing people designed to alert the individual to phone calls and texts via a personal vibrating pager with detachable bed shaker.

- CA-CX (Main unit phone signaler)
- CA-PX (Personal wearable pager)
- CA-DB (Doorbell to mount on home)
- 9V shaker (to put under pillow or bed)
- Pager operates up to 200 feet
- Audible ringer, visual light and vibration



## SquareGlow Home Kit:



### **Includes:**

- One wireless Doorbell
- One Phone Signaler
- Two flashing Receivers
- 7 Customizable LED colors: White, Green, Red, Yellow, Blue, & Aqua
- 52 Ringtones
- Range of up to 600 feet
- Can add additional Transmitters or Receivers
- Multiple volume levels; up to 120 db

### **Features:**

- 7 Customizable flashing colors (use to identify where each signal came from)
- The flasher/receiver remote control system works up to 200 yards (600 feet), wirelessly.
- Unlimited # unit pairing – pair with as many flashers, doorbell or any accessories with easy frequency code setting
- Port for Micro USB (2 power options to power it)

**Sonic Alert HA360MVSPT:** Receive notifications for mobile phone calls, traditional landline phone calls, tablets, text messages, emails and more.

- Alerts you to incoming calls and text messages from your smartphone/tablet
  - Programmable dual alarm clock and snooze duration
  - Flashing strobe
  - Scrolling alert messages via large 2" display
  - Powerful bed shaker and adjustable volume of up to 110 dB
  - Monitors connections between transmitters and main unit
  - Caller ID for landline and videophone calls
  - Range up to 1,000 feet! Extend the range with additional receivers
  - USB port for charging your cell phone while you sleep
  - Full battery backup
- \*Smartphone/tablet NOT INCLUDED.



## **Ameriphone SR200**

- Designed for people with moderate to severe hearing loss
- Adjustable ring volume control up to 95 dB
- Adjustable ring tone control to best suit your hearing
- Four selectable ringing patterns
- Bright visual ring flasher
- Easy plug-in connection
- Rechargeable battery back-up (batteries not included)



© Copyright 2010 Tellex, Inc.

## **Clarity Alertmaster AL 10** (Connects to a lamp you provide)

Visual and tactile device. It does NOT make sound.

- AL10 visually alerts you of visitors to your home, TTY or VP calls. and alarm clock functions.
- Sensors monitor the door bell and knocks on the door to alert you of visitors.
- Simple setup, just plug it in.
- Alarm clock with snooze.
- A powerful vibrating disk shakes your pillow or bed when asleep.
- Distinct flashing patterns and icons on unit help you distinguish between events.
- Adjustable display brightness.
- Largely lit icons and lights.
- Alarm clock with snooze and vibrating alert features to wake the deepest of sleepers



## Application Requirements:

Just follow the steps to ensure quick processing

### Step #1: Complete the Application FORM:

Part A: 1) Complete the application, sign where it says “applicant signature”  
2) Write in your equipment model choice(s). Contact us if needed.

Part B: This can be completed as “contact only” if friend/family is helping the applicant.  
If someone is truly acting on behalf of the applicant, please see form.

Part C: This portion **MUST** be completed and **SIGNED** by your **PROFESSIONAL**.

### Step #2: Sign the Conditions of Acceptance FORM: Read, sign and date.

### Step #3: Statement of U.S. Citizenship/Alien Status for State Benefits FORM:

You must submit photocopied proof that you  
(**CURRENT NAME**) are a **U.S. Citizen**.

- Complete every blank on the citizenship form
- Check the box of which kind of photocopied documentation you are submitting for citizenship.
- Sign and date page two.
- **Provide a photocopy** of the document(s) that prove you (**current name**) are a legal resident of the U.S.A. **The most common proofs of CITIZENSHIP are:** U.S. Passport with current name **or** U.S. Birth Certificate. If using Birth Certificate and last name has changed, (typically upon marriage) see below.



**Notice: Last name change(s) for women are the most common challenges in proving United States Citizenship and Identity:** Women who are using their Birth Certificate with their MAIDEN name for proof of U.S. Citizenship, and have taken a spouse’s last name upon marriage(s), must provide marriage certificate(s) that prove sequential name change(s). How many times have you changed your name since your U.S.A. birth? Last name changes affect citizenship and identity.  
Last name at birth ----->----->-----last name now?

### Step #4: Proof the applicant lives in Arizona:

**Provide photocopy** of any **ONE** document of an official nature indicating the applicant’s name and current **physical AZ address**:

- AZ Driver’s License / State ID
- Utility bill in applicant’s name
- Letter from assisted living facility stating residency
- Anything of a formal nature to verify name/address



If you do not complete the application and submit photocopied documentation as instructed, the application will be returned to you with a pending information letter.



**AZTEDP APPLICATION - INFO ALSO AT WWW.ACDHH.ORG**

Mail ALL application materials to:

AzTEDP, 100 N. 15th Ave. Suite 104, Phoenix, AZ 85007

Ph: 602-542-3365 or toll free 1-866-223-3412 (V/TTY) aztedp@acdhh.az.gov

**APPLICANT - AzTEDP is available for demonstrations**

www.ACDHH.org

PART A

Last Name First Middle Maiden Date of Birth: mm/dd/yyyy

Arizona

Address Apt. # City State Zip Code

( ) ( ) Email:

Home phone # Cell phone #

Mailing Address (if different from above) City Zip Code

X Applicant Signature Date Note: Applicants younger than 18 must have a Parent or Legal Guardian complete and sign Part B. Adults who have a P.O.A. may choose to do the same.

Model choice: Alerting model choice (if needed):

**PARENT / LEGAL GUARDIAN / P.O.A./HELPER/FRIEND**

PART B (IF NECESSARY)

Last Name (print) First Middle Relationship: \_\_ Parent \_\_ Legal Guardian \_\_ helper/friend (please attach P.O.A. if applicable)

Address (print) Apt. # City State Zip Code

( ) - Email: @

Phone

X On behalf of applicant (IF NECESSARY) Note: As established in the Conditions of Acceptance, Parent or Legal Guardian listed herein is responsible for all equipment provided under the terms of this agreement.

**CERTIFYING PROFESSIONAL : A PROFESSIONAL must COMPLETE and SIGN this portion.**

PART C

I certify that the above named person has the disability marked below and a need for accessible phone I attest to my qualification as a person authorized to certify need as defined by R9-26-203.

I am licensed to practice as a(n): (Circle one) Physician Assistant Dispensing Audiologist Doctor Audiologist Hearing Aid Dispenser Nurse Practitioner Speech-Language Pathologist Rehabilitation Counselor (must have CRC)

within the State of Arizona, as evidenced by my professional license #: \_\_\_\_\_

Professional **Printed** name: \_\_\_\_\_

Business address: \_\_\_\_\_

Telephone: \_\_\_\_\_ Email: \_\_\_\_\_

As an Arizona Professional, I certify that the above named Applicant (Part A) is:

Deaf Hard of Hearing DeafBlind Speech-Impaired

therefore has a need for accessible telephone equipment to the best of my knowledge.

X DATE: \_\_\_\_\_

Signature of Certifying **PROFESSIONAL** required

# CONDITIONS OF ACCEPTANCE for the ARIZONA TELECOMMUNICATIONS EQUIPMENT DISTRIBUTION PROGRAM (AzTEDP)



**Please READ and SIGN YOUR FULL NAME at the bottom** (Minors – under 18 years of age: a parent or a Guardian must sign on your behalf). This form constitutes an agreement between you as a recipient of an AzTEDP voucher or loaner device(s) and the State of Arizona. Pursuant to Arizona Administrative Code R9-26-101 and R9-26-201 through R9-26-206, AzTEDP is responsible to ensure that all recipients of devices under this program understand and accept the following conditions. Please read carefully.

**Residency:** I am a resident of Arizona and am providing proof in the form of an Arizona ID **OR** utility bill in my name. In the event of non-use or death during this device warranty period, the equipment must be returned to ACDHH/AzTEDP. I am also enclosing proof of my United States legal presence as described on the STATEMENT OF (U.S.) CITIZENSHIP AND ALIEN STATUS FOR STATE PUBLIC BENEFITS FORM.

**Property:** I understand that I am to keep the box, lines, & instruction manual in the event it may need to be serviced. VOUCHER equipment becomes my personal property at the end of the warranty period. At that time, I will be able to receive another voucher for a new device(s).

**Voucher:** I am eligible for one new VOUCHER device and/or one alerting device when warranty has expired for previous device(s). I understand AzTEDP buys one telephone and/or one alerting device for me upon previous device warranty expiration. I understand that CAPTEL is issued directly and will NEVER become my property.

**Damage, Repair, Loss, and Theft:** I am financially responsible for the loss of or damage to the device during my warranty period. I will inform AzTEDP if my device is lost or stolen and will report any theft of the State-owned device to the police and submit a copy of the police report to AzTEDP.

**Travel/ Move out of State:** I may take the device(s) out of the state for not more than ninety (90) days at a time. I must return voucher device(s) to AzTEDP within 90 days of moving out of the State of Arizona if during my five-year period.

**Change of Address:** I must notify AzTEDP within thirty (30) days of any change in my Arizona address and phone number.

**Liability:** I will not hold AzTEDP and the State of Arizona liable for any claims, damages, and/or expenses arising from the use or misuse of these device(s).

**Used equipment:** I MAY be issued a used loaner device at the discretion of the AzTEDP staff according to program operation, supply and demand. All devices have been cleaned and tested to ensure proper function. I will be responsible for plugging in the equipment. Demonstrations are available upon request.

Applicant Name: PRINTED \_\_\_\_\_

Applicant Signature: \_\_\_\_\_ Date: \_\_\_\_\_

Submit all forms and supporting documentation to: **AzTEDP 100 N. 15th Ave. Suite 104, Phoenix, AZ 85007**  
[aztedp@acdhh.az.gov](mailto:aztedp@acdhh.az.gov) or [V.Thompson@acdhh.az.gov](mailto:V.Thompson@acdhh.az.gov) \* 1-866-223-3412 V/TTY \* (602) 542-3365 V/TTY

Feb. 2022

STATEMENT OF **UNITED STATES CITIZENSHIP** AND  
ALIEN STATUS FOR STATE PUBLIC BENEFITS



The applicant must provide photocopied document(s) to prove  
**UNITED STATES of AMERICA Citizenship/identity.**

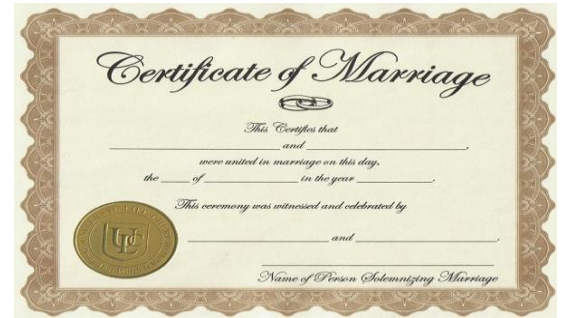
\_\_\_\_\_  
(PRINT CURRENT NAME OF APPLICANT)  
**IS IN THE UNITED STATES LEGALLY. CITIZENSHIP OR NATIONAL STATUS IN  
THE CURRENT NAME OF THE APPLICANT MUST BE PROVEN.  
A LEGIBLE COPY OF AN APPROVED DOCUMENT DEMONSTRATING UNITED  
STATES CITIZENSHIP OR NATIONALITY OF THE APPLICANT (WITH  
APPLICABLE NAME CHANGE DOCUMENTATION) MUST BE SUBMITTED WITH  
APPLICATION. (If non of the below options apply, please contact our office.)**

\_\_\_ First time AzTEDP applicant    OR    \_\_\_ Continuing AzTEDP client

Please CHECK below which PHOTOCOPIED document you will be submitting.

1. BIRTH CERTIFICATE showing birth in one of  
the 50 states, or its territories;

Look at the BIRTH CERTIFICATE: If your name has  
changed (marriage, etc.), additional documentation is  
required to prove sequential name change(s) that lead  
to the applicant's **current name**.



2. United States Passport; current or expired is accepted;

3. Report of birth abroad of a United States Citizen (FS-240);

4. Certificate of Birth (FS-545) or Certification of Report of  
Birth (DS-1350);

5. Form N-561, Certificate of Citizenship;

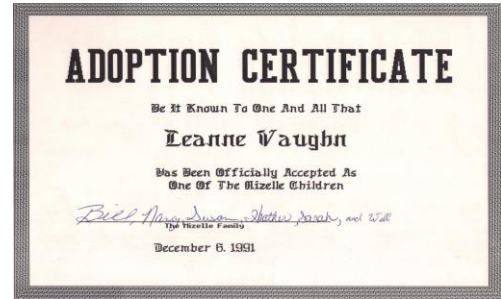
6. Form I-872, American Indian Card with statement identifying the bearer as  
a United States Citizen;

7. Religious record recorded in one of the 50 states; (Baptism – commonly used)

8. Evidence of civil service employment by the United States government  
before June 1, 1976;



- 9. Early school records, showing the date of admission to the school, the applicant's date and United States place of birth, United States nationality or a United States place of birth, and applicant's date of birth or age;
- 10. Adoption finalization papers showing the applicant's name and place of birth in one of the 50 states;
- 11. Any other document that establishes a United States place of birth or otherwise indicates United States nationality (e.g. U.S. hospital record).



**A.** Are you a born or naturalized citizen of the United States? \_\_\_ Yes \_\_\_ No

**B.** If "Yes", what city, state and country were you born in?

CITY \_\_\_\_\_ STATE \_\_\_\_\_ COUNTRY \_\_\_\_\_

**DECLARATION:**

I declare under penalty of perjury under the laws of the state of Arizona that the answers I have given are true and correct to the best of my knowledge.

\_\_\_\_\_  
Applicant signature required

\_\_\_\_\_  
Date

Please submit ALL completed application FORMS and photocopied documentation you have gathered per instructions to:

AzTEDP  
 100 N. 15th Avenue, Suite 104  
 Phoenix, AZ 85007  
 Phoenix metro: 602-542-3365      Toll free: 1-866-223-3412  
[aztedp@acdh.az.gov](mailto:aztedp@acdh.az.gov) or [V.Thompson@acdh.az.gov](mailto:V.Thompson@acdh.az.gov)

Please allow 2-4 weeks for processing of **COMPLETE** applications.

INCOMPLETE applications will be sent a "Pending Information" letter or email.





Once the COMPLETED FORMS and relevant photocopied documents are submitted to AzTEDP, what can I expect?

- You will be served promptly.
- **Yellow** voucher(s) may be printed based on the model(s) chosen on your application form.
- The voucher(s), instructions, and a list of vendors will be mailed to you. (The vendor holds your WARRANTY. Contact them for repairs.)
- To redeem the voucher(s), follow the instructions included with the **yellow** voucher(s).
- **TURNING ON THE PERMANENT AMPLIFIER** for home amplified phone models is RECOMMENDED.
- **If you have chosen CapTel, arrangements will be made for direct issue from AzTEDP.**